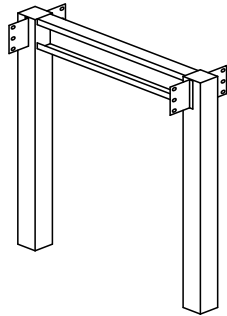


## TABLE ASSEMBLIES - LEG FRAMES



\*Centre Leg Frame

### Sitting - 28" High

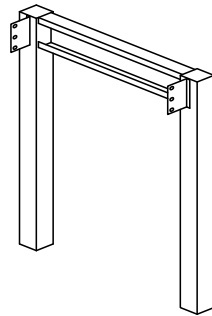
LTF-2822-2  
LTF-2828-2  
LTF-2834-2  
LTF-2840-2  
LTF-2846-2

### ADA - 32" High

ATF-3222-2  
ATF-3228-2  
ATF-3234-2  
ATF-3240-2  
ATF-3246-2

### Standing - 35" High

STF-3522-2  
STF-3528-2  
STF-3534-2  
STF-3540-2  
STF-3546-2



\*End Leg Frame

### Sitting - 28" High

LFT-2822-1  
LTF-2828-1  
LTF-2834-1  
LTF-2840-1  
LTF-2846-1

### ADA - 32" High

ATF-3222-1  
ATF-3228-1  
ATF-3234-1  
ATF-3240-1  
ATF-3246-1

### Standing - 35" High

STF-3522-1  
STF-3528-1  
STF-3534-1  
STF-3540-1  
STF-3546-1

#### Features

All legs have adjustment bolts and plastic shoes.

Apron is 4" high.

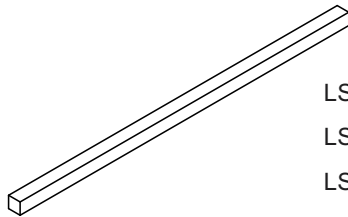
3" casters optional.

Work surfaces not included.

Please Note: Dimensions shown are actual top sizes, table assembly is 1" less all around.

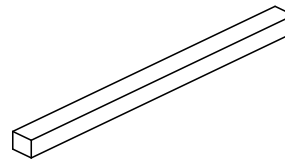
## TABLE ASSEMBLIES

### Table Leg Stretcher



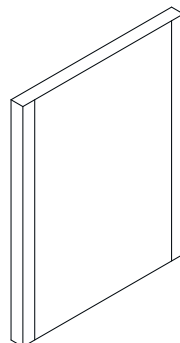
LS-24      LS-54  
LS-30      LS-60  
LS-36      LS-66  
LS-42      LS-72  
LS-48

### Table Leg Rail



LR-22  
LR-28  
LR-34  
LR-40  
LR-46

### Panel End Supports



### Sitting - 28" High

GL-2822  
GL-2828  
GL-2829

### ADA - 32" High

GA-3222  
GA-3228  
GA-3229

### Standing - 35" High

GS-3522  
GS-3528  
GS-3529

#### Features

All legs have adjustment bolts and plastic shoes.

Apron is 4 1/2" high.

3" casters optional.

Work surfaces not included.

Please Note: Dimensions shown are actual top sizes, table assembly is 1" less all around.